

# Course : Using and receiving feedback

**A motivational lever**





**Practical course - 3.5 hours - Ref. 9FB**

**Price : 370 € E.T.**

3h30 to practice feedback. Build fluid, effective relationships, boost your progress and get your environment moving. Feedback: a tool that's even more necessary in a telecommuting context, to maintain the link and empower employees.

## Teaching objectives

**At the end of the training, the participant will be able to:**

-  Understanding the impact of feedback
-  Giving constructive feedback
-  Receiving feedback
-  Anticipating possible reactions

## Intended audience

Anyone who wants to make concrete progress in their environment and build fluid relationships through feedback. Whether you're a manager, project leader or employee.

## Prerequisites

No special knowledge required.

## Practical details

### Teaching methods

Methodological capsules that can be applied immediately. You can experiment with them immediately during the workshop to facilitate the transition to action and boost your practice.

## Course schedule

### PARTICIPANTS

Anyone who wants to make concrete progress in their environment and build fluid relationships through feedback. Whether you're a manager, project leader or employee.

### PREREQUISITES

No special knowledge required.

### TRAINER QUALIFICATIONS

The experts leading the training are specialists in the covered subjects. They have been approved by our instructional teams for both their professional knowledge and their teaching ability, for each course they teach. They have at least five to ten years of experience in their field and hold (or have held) decision-making positions in companies.

### ASSESSMENT TERMS

The trainer evaluates each participant's academic progress throughout the training using multiple choice, scenarios, hands-on work and more. Participants also complete a placement test before and after the course to measure the skills they've developed.

## 1 Clarifying the usefulness of feedback

- Definition and usefulness of feedback?
- The virtuous feedback loop.

### Storyboarding workshops

Collective reflection and feedback.

## 2 How to give effective feedback: practice

- The 3 types of feedback.
- When to give feedback.
- How to give feedback: the SCI method.

### Role-playing

Experimentation with situations suggested by the consultant and the participants.

## 3 Receive and accept feedback. Possible reactions

- Welcome your own emotions and recognize those of others.
- Know how to respond to feedback.

### Role-playing

Practical exercises based on suggested situations. Emotions game

### TEACHING AIDS AND TECHNICAL RESOURCES

- The main teaching aids and instructional methods used in the training are audiovisual aids, documentation and course material, hands-on application exercises and corrected exercises for practical training courses, case studies and coverage of real cases for training seminars.
- At the end of each course or seminar, ORSYS provides participants with a course evaluation questionnaire that is analysed by our instructional teams.
- A check-in sheet for each half-day of attendance is provided at the end of the training, along with a course completion certificate if the trainee attended the entire session.

### TERMS AND DEADLINES

Registration must be completed 24 hours before the start of the training.

### ACCESSIBILITY FOR PEOPLE WITH DISABILITIES

Do you need special accessibility accommodations? Contact Mrs. Fosse, Disability Manager, at [psh-accueil@orsys.fr](mailto:psh-accueil@orsys.fr) to review your request and its feasibility.